

ALLTRACK M HD - PUBLIC PRICE LIST

Power wheelchair (6 wheels)

Use: indoor and outdoor

Modular seat and various options available

Max. weight user: 180 kg

Width: 645 mm

Length: 890 mm sans repose-pieds

Autonomy (battery) : 25 km (70Ah)

Motors: 2 AMT x 350W (10 km/h)

Two year warranty (except for wearing parts)

Except battery warranty 1 year



Professional order form - N° :

Date :

Billing address	Delivery address
Store:	Store:
Street:	Street:
PC:	PC:
City:	City:
Email :	Email :
Phone:	Phone:

Article	Designation	Public price excl. VAT
<input type="checkbox"/> IATH00000001	ALLTRACK M HD wheelchair	19 873,00 €
Standard options included		
<input type="checkbox"/> WCA3	Maximum user weight: 180kg	<input type="checkbox"/> ADDP Power leg rests
<input type="checkbox"/> BCOB	Offboard battery charger	<input type="checkbox"/> JSMFH Joystick mount support bracket
<input type="checkbox"/> SFE-0	0° pre-set frame seat angle	<input type="checkbox"/> ECR120 R-Net 120 Amp expandable controller
<input type="checkbox"/> FS24B	Battery holder for 70Ah batteries	<input type="checkbox"/> ECRNH R-Net Harness for expandable controller
<input type="checkbox"/> BAT24GEL	GEL Power Battery CG - Group 24 - 70 Ah	<input type="checkbox"/> SAABAHD-550-STD Amyseat adjustable seat structure
<input type="checkbox"/> MAC	Multiple electric seat controller (2 to 6 actuators) interfaced via Electronics R-net	
<input type="checkbox"/> TTD4	4-Point wheelchair transport brackets	
<input type="checkbox"/> SAPTPRXHD	Power seat tilt with compensation (0 ° to 45 °) and backrest power tilt with shear reduction	
	▲ It is recommended to use the ergo NXT backrest option with power tilt	

User body for chair adjustments

Weight (kg):	Size (m.):	Comments :
--------------	------------	------------

New colors







<input type="checkbox"/> SCMOBM Onyx black matte	<input type="checkbox"/> SCMCRE Candy red	<input type="checkbox"/> SCMHAB Habanero	Standard
<input type="checkbox"/> SCMCTB Cobalt blue	<input type="checkbox"/> SCMCAB Cabernet	<input type="checkbox"/> SCMLIM Sublime	
<input type="checkbox"/> SCMIOB Indigo blue	<input type="checkbox"/> SCMBGM Bubble gum metallic		

Optional hydrographics colors

<input type="checkbox"/> FCHDD Desert digital camo	<input type="checkbox"/> FCHWL Woodland camo	<input type="checkbox"/> FCHCF Carbon fiber	On request
--	--	---	------------

Assistive driving package

<input type="checkbox"/> SMARTT	Smart-Track (This option requires the MP65-OPT)	+ 1 420,00 €
▲ Smart-Track technology provides increased tracking capabilities with enhanced traction and steering precision. This is ideal for those with marginal hand function or switch control. ▲ Requires the R-net PM 120 Amp Expandable Controller (ECR120)		

Drive wheel - black		Public price excl. VAT
 DWI4PTB	355mm pneumatic	Standard
 DWI4PIB	355mm pneumatic tire	Without supplement
 DWI2PTB	305mm x 100mm extra-large pneumatic	
 DWI2PIB	305mm x 100mm extra-large pneumatic tire	
 DWI44PTB	355mm x 100mm extra-large pneumatic	+ 595,00 €
 DWI44PIB	355mm x 100mm extra-large pneumatic tire	
▲ Extra wide wheels increase the overall width of the base by 65mm		

Front casters - black		
<input type="checkbox"/> FC6S	150mm (6") Pneumatic casters with foam filled	Without supplement
▲ Not compatible with DWI44 tires		
<input type="checkbox"/> FC8PTMB	205mm (8") Pneumatic casters	Without supplement
<input type="checkbox"/> FC8PIMB	205mm (8") Pneumatic casters with foam filled	
▲ The 8" casters are NOT compatible with the 12 ½" Drive wheel configuration. Please see details in the front rigging sections.		

Seat to floor height (Measurement to top of seat pan)		
▶ Options for a power tilt or a power elevating seat		
<input type="checkbox"/> STFHI75 (44.5cm)	<input type="checkbox"/> STFHI85 (47.0cm)	Standard
<input type="checkbox"/> STFHI8 (45.7cm)	<input type="checkbox"/> STFHI9 (48.3cm)	
▶ Options for a combination power tilt with a standard power elevating seat		
<input type="checkbox"/> STFHI85 (47cm) ▶ Requires 305mm drive wheels	<input type="checkbox"/> STFHI925 (49.5cm)	Standard
▶ Seat to floor height specification other than standard		
<input type="checkbox"/> SOMHSS	Specific seat to floor height requirement other than standard Required at:	Without supplement

Lighting package		
<input type="checkbox"/> EOLP	LED Light Package (front beams, side flashers, rear tail light with flashers & brake light)	+ 937,00 €
▲ Requires the upgraded Joystick with Light Operation or the OMNI 2 (ECELJL, ECRJCL, ECRJC35B or EDIB).		

Joysticks		
► Selection of one joystick option below is required with the expandable controller ECR120		
<input type="checkbox"/> ECO	Omit joystick (Requires the OMNI 2 display - see EDIB option)	Without supplement
<input type="checkbox"/> ECRJC	R-Net joystick with colour screen	Standard
<input type="checkbox"/> ECRJCL	R-Net joystick (LCD) with colour screen and lighting operation	+ 180,00 €
<input type="checkbox"/> ECRJC35B	R-Net Bluetooth joystick full option (90mm / 3 ½" screen) lighting kit, switches and sockets	+ 1 105,00 €

Joystick mount		
<input type="checkbox"/> JSMSA	Swing-away joystick mount - Height adjustable, angle adjustable and multi-axis <input type="checkbox"/> Set-up with standard installation to swing-away sideways <input type="checkbox"/> Set-up at 35° to swing-away sideways and downwards Indicate: <input type="checkbox"/> HML (left hand side) <input type="checkbox"/> HMR (right hand side)	Without supplement

Joystick handle		Public price excl. VAT
<input type="checkbox"/> JSH	Standard joystick gimble	Standard
<input type="checkbox"/> JBAT	Stick handle 75mm / 3" in length	+ 130,00 €
<input type="checkbox"/> JBH	Ball handle	+ 85,00 €
<input type="checkbox"/> JFBH	Foam ball handle	+ 70,00 €
<input type="checkbox"/> JGP	Bodypoint 100mm/4" U-shaped handle	+ 210,00 €
<input type="checkbox"/> JMUSH	Bodypoint - Mushroom Handle	+ 210,00 €
<input type="checkbox"/> JTH	T-handle	+ 155,00 €

Attendant drive control option		
<input type="checkbox"/> EADC	Attendant hand control Indicate: <input type="checkbox"/> EADCL (left hand side) <input type="checkbox"/> EADCR (right hand side)	+ 677,73 €

Enhanced digital displays OMNI 2		
<input type="checkbox"/> EDIB	OMNI 2 - enhanced display & digital interface box with infared	+ 1 915,00 €

Enhanced display mount OMNI 2		
<input type="checkbox"/> EDSAM	User swing away mount Indicate: <input type="checkbox"/> EDML (left hand side) <input type="checkbox"/> EDMR (right hand side)	Without supplement

Environmental control module		
<input type="checkbox"/> ECU	Environmental control module	+ 995,00 €

Power option seating		
<input type="checkbox"/> ADDPESXHD	28cm / 11" Power elevating seat	+ 3 995,00 €

Electronics - (requires EJRJC35B)		
<input type="checkbox"/> EBXMAC	EBX electric seat controller with smart actuators Indicate: <input type="checkbox"/> SWKEYPAD-T 5 rocker switch keypad <input type="checkbox"/> SWKEYPAD-P Keypad with 5 push-button switches	+ 445,00 €
<input type="checkbox"/> MACMEMORY	Program for memorizing seat positions Indicate: <input type="checkbox"/> User activation <input type="checkbox"/> Attendant activation <input type="checkbox"/> TSML (left) <input type="checkbox"/> TSMR (right)	+ 175,00 €

Large adjustable seat width range between 485-660mm				
<input type="checkbox"/> SOWNI9-24-22	Width adjustment from 485-610mm (19-24") and depth range of 560mm (22")			without supplement
<input type="checkbox"/> SOWN24-26-22	Width adjustment from 610-660mm and depth range of 560mm (22")			
<input type="checkbox"/> SOWNI9L (485mm)	<input type="checkbox"/> SOWN22 (560mm)	<input type="checkbox"/> SOWN24HDL (610mm)		standard
<input type="checkbox"/> SOWN20L (510mm)	<input type="checkbox"/> SOWN23 (585mm)	<input type="checkbox"/> SOWN25HDL (635mm)		
<input type="checkbox"/> SOWN21 (535mm)	<input type="checkbox"/> SOWN24 (610mm)	<input type="checkbox"/> SOWN26HDL (660mm)		

Adjustable seat depth range between 455-560mm			
<input type="checkbox"/> SODNI8 (455mm)	<input type="checkbox"/> SODN20 (510mm)	<input type="checkbox"/> SODN22 (560mm)	standard
<input type="checkbox"/> SODNI9 (485mm)	<input type="checkbox"/> SODN21 (535mm)		

Type of backrest		Public price excl. VAT
▲ The minimum space between the back and seat pan is 75mm/3" with a fixed back and 155mm/6" with a reclining back.		
<input type="checkbox"/> STDSB	Standard backrest (380-610mm/15-24" wide with a maximum shell height of 560mm/22")	Standard
<input type="checkbox"/> ADDMR	Manual fixed backrest	Without supplement
<input type="checkbox"/> NOACB	Ergo NXT Optima backrest with 8cm profile - 480-535mm wide	+ 639,25 €
<input type="checkbox"/> NOPCB	Ergo NXT Optima backrest with 15cm profile - 480-535mm wide	
<input type="checkbox"/> NOACB	Ergo NXT Optima backrest with 8cm profile - 560-660mm wide	+ 682,75 €
<input type="checkbox"/> NOPCB	Ergo NXT Optima backrest with 15cm profile - 560-660mm wide	
▲ The actual heights of the back shell only come to 330mm (13"), 405mm (16") or 485mm (19").		
<input type="checkbox"/> STDSBO	Backrest omission, specify the backrest model:	Without supplement
▲ It is recommended to use the Ergo backrest option with the power recline		

Back support total height			
<input type="checkbox"/> SOBH16 (405mm / 16")	<input type="checkbox"/> SOBH20 (510mm / 20")	<input type="checkbox"/> SOBH24 (610mm / 24")	Standard
<input type="checkbox"/> SOBH18 (455mm / 18")	<input type="checkbox"/> SOBH22 (560mm / 22")	<input type="checkbox"/> SOBH26 (660mm / 26")	
▲ 560 mm is the minimum back cane height required with a power recline			
<input type="checkbox"/> SOBH28 (710mm / 28")			
▲ This height is not available with the NXT Optima option (NXTOPT and NXTOPTD)			

Back cane height		
▲ The back cane height measurement is taken from the seat pan to the top of the push handles		
<input type="checkbox"/> SOBCH22 (560mm / 22")	<input type="checkbox"/> SOBCH24 (610mm / 24")	<input type="checkbox"/> SOBCH26 (660mm / 26")
▲ 560 mm is the minimum back cane height required with a power recline		

Seat Cushions		
<input type="checkbox"/> SCPCS	Standard padded foam cushion	Standard
<input type="checkbox"/> CGAIR	Therapeutic air cushion - CGAIR	On request
▲ Please complete and attach the CG AIR measurement sheet		
<input type="checkbox"/> NXTBIOFIT	NXT BIO FIT Cushion - 480-535mm wide	+ 368,16 €
<input type="checkbox"/> NXTBIOFIT	NXT BIO FIT Cushion - 560-660mm wide	+ 401,60 €

Armrests		
▼ Only for power backrest		Standard
<input type="checkbox"/> SOANIFH	Type “i” armrest for reclining backrest Indicate: <input type="checkbox"/> Left side <input type="checkbox"/> Right side	
▼ Only for manual backrest		Standard
<input type="checkbox"/> SOADPFH	Retractable “u” type armrest Indicate: <input type="checkbox"/> Left side <input type="checkbox"/> Right side	
Armrest height adjustment		
Please set the armrest height at:		Without supplement
▲ The armrest height is taken from the seat pan to the top of the armpad.		

Armpads				Public price excl. VAT
<input type="checkbox"/> SOGELF	Full length hybrid gel and foam flat armpad	<input type="checkbox"/> Left	<input type="checkbox"/> Right	Without supplement
<input type="checkbox"/> SOGELD	Desk length hybrid gel and foam flat armpad	<input type="checkbox"/> Left	<input type="checkbox"/> Right	
<input type="checkbox"/> SOWGELF	Full length hybrid gel and foam waterfall armpad	<input type="checkbox"/> Left	<input type="checkbox"/> Right	+ 40,00 €
<input type="checkbox"/> SOWGELD	Desk length hybrid gel and foam waterfall armpad	<input type="checkbox"/> Left	<input type="checkbox"/> Right	
<input type="checkbox"/> I000522	Desk length large foam cushion	<input type="checkbox"/> Left	<input type="checkbox"/> Right	+ 95,00 €
<input type="checkbox"/> I000523	Full lenght large foam cushion	<input type="checkbox"/> Left	<input type="checkbox"/> Right	
<input type="checkbox"/> I000524	Desk length large gel cushion	<input type="checkbox"/> Left	<input type="checkbox"/> Right	+ 114,00 €
<input type="checkbox"/> I000525	Full lenght large gel cushion	<input type="checkbox"/> Left	<input type="checkbox"/> Right	
▲ The waterfall armpads may interfere with flipping back the armrests when combined with lateral trunk supports				
<input type="checkbox"/> SOCAR	Armpad trough with hand support 455 x 118 mm (18" x 4 ½")	<input type="checkbox"/> Left	<input type="checkbox"/> Right	+ 170,00 €
▲ Arm trough armpads may interfere with Armrests flipping back.				

Individual legrests and accessories			
<input type="checkbox"/> ADDPLHD	Power retractable compensated legrests with calf pads		
	Indicate function: <input type="checkbox"/> Individual <input type="checkbox"/> Combined		
	Indicate the length: <input type="checkbox"/> SOFLPW12 (318-395mm) <input type="checkbox"/> SOFLPW14 (368-495mm)		
<input type="checkbox"/> SOSFAFHD	Flip-up footplates	Standard	
<input type="checkbox"/> SOAFPHD	Angle adjustable and flip-up footplates	Without supplement	
<input type="checkbox"/> SOAHL	Heel loops		

Central legrest and accessories		
<input type="checkbox"/> ADDPFHD	Power centre mount elevating and articulating foot platform Indicate the dimension of the leg segment: Indicate the length: <input type="checkbox"/> SOFBPW16 (318-420mm) <input type="checkbox"/> SOFBPW18 (420-520mm)	Standard
▼ Please select the one piece centre mount (SOFUFP) or the split footplates (SOAFPFB).		
<input type="checkbox"/> SOFUFP	Flip-up one piece foot platform	Without supplement
<input type="checkbox"/> SOAFPFB	Angle adjustable and flip-up split footplates for center mount	

Security options			
<input type="checkbox"/> SOAUTO	Seatbelt, auto-buckle (140 cm / 55")	Standard	
<input type="checkbox"/> SOAUTO-LGS	Retractable seatbelt, auto-buckle (140 cm / 55")	+ 70,00 €	
<input type="checkbox"/> SOBPHP2C	Pelvic belt, 32 cm / 12" cushion, 2 central adjustment points, bodypoint	+ 170,00 €	
<input type="checkbox"/> SOPHB	Pelvic belt, padded, seat 35-43 cm, central magnetic attachment	+ 194,00 €	
<input type="checkbox"/> SOBPCS	Chest belt, cushion 31 cm / 12", bodypoint	+ 250,00 €	
<input type="checkbox"/> SOPCS	Chest belt, padded, seat 35-43 cm / 14-17", central magnetic attachment	+ 262,00 €	

Headrests			
▼ Please select one of the headrest options with the mounting hardware and specify where the headrest will be installed			
<input type="checkbox"/> SOMAH	Multi-axis removable mounting hardware	Standard	
<input type="checkbox"/> SOFHRS	Small curved headrest pad (100x230mm / 4x9")		
<input type="checkbox"/> SOFHRM	Medium curved headrest pad (125x255mm / 5x10")		
<input type="checkbox"/> SOFHRL	Large curved headrest pad (155x280mm / 6x11")		
<input type="checkbox"/> SOHRPR	To mount on the seat frame		

Trunk supports			
▼ Please select one of the lateral pads and the adjustable and removable hardware.			
<input type="checkbox"/> SOSLHM	Adjustable swing-away hardware mounts	+ 220,00 €	
<input type="checkbox"/> SOSLS3	Adjustable laterals with small curved pads - 75x125mm/3x5"	+ 100,00 €	
<input type="checkbox"/> SOSLM4	Adjustable laterals with medium curved pads - 100x155mm/4x6"		
<input type="checkbox"/> SOSLL5	Adjustable laterals with large curved pads - 125x180mm/5x7"		

Please send your orders to contact@logo-silver.fr

Logo Silver Europe - 163 cours Berriat - 38000 Grenoble - France - (+33) 4 76 21 22 19

Thigh supports		Public price excl. VAT
▼ Please select one of the lateral pads and the adjustable and removable hardware.		
<input type="checkbox"/> SOHTSARH	Adjustable and removable hip and thigh support hardware	+ 136,00 €
<input type="checkbox"/> SOHTSSI0	Adjustable hip and thigh support pads - Small 255x100mm/10x4"	+ 130,00 €
<input type="checkbox"/> SOHTSMI2	Adjustable hip and thigh support pads - Medium 305x125mm/12x5"	
<input type="checkbox"/> SOHTSLI4	Adjustable hip and thigh support pads - Large 355x155mm/14x6"	

Accessories		
<input type="checkbox"/> SOCH	Cup holder (self-leveling)	+ 115,00 €
<input type="checkbox"/> SOCPH	Ram mounts X-Grip mobile phone holder	+ 190,00 €
<input type="checkbox"/> SOTHS	Ram mounts X-Grip small tablet holder	+ 205,00 €
<input type="checkbox"/> SOTHL	Ram mounts X-Grip large tablet holder	+ 360,00 €
<input type="checkbox"/> SOBP	Backpack (Comes with durable straps that can be hooked around the back canes)	+ 90,00 €
<input type="checkbox"/> SOAP	Armrest side pouch <input type="checkbox"/> Left side <input type="checkbox"/> Right side	+ 53,00 €
<input type="checkbox"/> REFLECT	Red and white reflector kit stickers	Standard
▲ They will not be installed - Included in a bag with the owner's manual		

Switches and options		
<input type="checkbox"/> ASCPCP	PGDT RNET Dongle and PC programmer kit	+ 600,00 €
<input type="checkbox"/> SSBS	Buddy Button switch	+ 230,00 €
<input type="checkbox"/> SSES	Egg switch - black	+ 116,00 €
<input type="checkbox"/> SSML	Ultra light switch	+ 295,00 €

Specialty driver control options	
▼ Specialty driver control options all require the OMNI 2 enhanced display and digital interface box (EDIB).	

▼ Switch-It proximity head array		
<input type="checkbox"/> SCSIHAA	Adult - 3 switch proximity head array with 1/8" mono jack for mode/reverse	+ 3 990,00 €
<input type="checkbox"/> SCSRM	Stealth rock-n-lock swingaway mount for mode switch Indicate: <input type="checkbox"/> SWL swings left <input type="checkbox"/> SWR swings right	+ 510,00 €
<input type="checkbox"/> SSES-STD	Egg switch for changing modes - black Indicate: <input type="checkbox"/> MLH mount on left <input type="checkbox"/> MRH mount on right	Without supplement
▲ Required with the stealth rock-n-lock swingaway mount. The mode switch type can be changed from this selection in the SWITCHES & OPTIONS section.		
<input type="checkbox"/> SSBS-STD	Buddy button switch - (stop switch) - red	
▲ Required with the Switch-It proximity head array.		
<input type="checkbox"/> SOMAH	Multi axis headrest removable mounting hardware	
▲ Required with the Switch-It proximity head array.		

▼ Proportional RIM head control		
<input type="checkbox"/> SCPHC	3-axis proportional RIM head control package	On request
<input type="checkbox"/> SCSRM	Stealth rock-n-lock swing away mount for mode switch	
<input type="checkbox"/> SSES-STD	Egg switch for changing modes - Black	
▲ Required with the stealth rock-n-lock swing away mount. The Mode Switch type can be changed from this selection in the SWITCHES & OPTIONS section.		
<input type="checkbox"/> SOMAH	Multi-axis headrest removable mounting hardware	
▲ Required with the proportional RIM head control.		

▼ Switch-It micro-pilot light touch proportional Mini-joystick for chin / lip control		Public price excl. VAT
<input type="checkbox"/> SCSIMP	MicroPilot light touch mini proportional joystick	+ 3 870,00 €
<input type="checkbox"/> SCSRMMP	Stealth tock-n-lock swingaway mount for chin MP Indicate: <input type="checkbox"/> SWL swings left <input type="checkbox"/> SWR swings right	+ 645,00 €
▲ Required with the Switch-It proximity micro-pilot		
<input type="checkbox"/> SCSRM	Stealth rock-n-lock swing away mount for switch Indicate: <input type="checkbox"/> SWL swings left <input type="checkbox"/> SWR swings right	+ 510,00 €
<input type="checkbox"/> SSES	Egg switch - black Indicate: <input type="checkbox"/> MLH mount on left <input type="checkbox"/> MRH mount on right	+ 116,00 €
▲ Required with the stealth rock-n-lock swingaway mount. The mode switch type can be changed from this selection in the SWITCHES & OPTIONS section.		
<input type="checkbox"/> JCC	Chin cup	+ 55,00 €
<input type="checkbox"/> SOMAH	Multi-axis headrest removable mounting hardware	On request
▲ Required with the Switch-It proximity micro-pilot		
▼ Choose one(1) headrest pad		
<input type="checkbox"/> SOFHRS	Small curved headrest pad	
<input type="checkbox"/> SOPHRM	Medium curved heardrest pad	
<input type="checkbox"/> SOPHRL	Large curved headrest pad	

▼ Proportional compact or mini joystick for midline mount		
<input type="checkbox"/> SCPGMJS	PG Drives JC200 Proportional compact remote joystick for midline mount	On request
<input type="checkbox"/> SCGMJSM	Gatlin midline swing-away mount for JC200	
▲ Must be selected for use with the PG Drives JC200 mini joystick		
<input type="checkbox"/> SCSIMP	Switch-It MicroPilot light touch mini proportional joystick	
<input type="checkbox"/> SCGMPPM	Gatlin midline swing-away mount for MicroPilot	
▲ Must be selected for use with the Switch-It MicroPilot		
<input type="checkbox"/> SCBTM	Bullet hand tray for MicroPilot	
▲ This option is only compatible with the Switch-It MicroPilot		

▼ Proportional compact or mini joystick for armrest mount		
<input type="checkbox"/> SCPGMJS	PG Drives JC200 proportional compact remote joystick for armrest mount	On request
<input type="checkbox"/> SCARMJSM	Swing-away and multi-axis armrest mount	
▲ Must be selected for use with the PG Drives JC200 mini joystick		
<input type="checkbox"/> SCSIMP	Switch-It MicroPilot light touch mini proportional joystick	
<input type="checkbox"/> SCARMPM	Swing-away and multi-axis armrest mount	
▲ Must be selected for use with the Switch-It MicroPilot		
<input type="checkbox"/> SCBTM	Bullet hand tray for MicroPilot	
▲ This option is only compatible with the Switch-It MicroPilot		

Shipping and packing costs on request

Scustom section
Lead times will increase depending on the custom order pipeline at the time the purchase order is received. Please call for quote and specifications.

Notes