

ALLTRACK M ASCENT - PUBLIC PRICE LIST

Power wheelchair with median traction and standing module

Use: indoor and outdoor

Modular seat and various options available

Max. weight user: 113 kg

Width: 645 mm


Length: 890 mm without footrest

Autonomy (battery) : 25 km (70A)

Motors: 2 AMT x 350W (10 km/h)

Two year warranty (except for wearing parts)

Except battery warranty 1 year



Professional order form - N° :

Date :

Billing address	Delivery address
Store:	Store:
Street:	Street:
PC:	PC:
City:	City:
Email :	Email :
Phone:	Phone:

Article	Designation	Public price excl. VAT
<input type="checkbox"/> IATV00000001	ALLTRACK M wheelchair with standing module	19 616,00 €
Standard options included		
<input type="checkbox"/> WCA3	Maximum user weight: 113kg (250lb)	<input type="checkbox"/> ADDPF Power centre mount elevating and articulating foot platform
<input type="checkbox"/> BCOB	Offboard battery charger	<input type="checkbox"/> JSMFH Joystick mount support bracket
<input type="checkbox"/> SFE-0	0° pre-set frame seat angle	<input type="checkbox"/> ECR120 R-Net 120 Amp expandable controller
<input type="checkbox"/> TTD4	4-Point wheelchair transport brackets	<input type="checkbox"/> ECRNH R-Net Harness for expandable controller
<input type="checkbox"/> SAABA-STD	Amyseat adjustable seat structure	<input type="checkbox"/> ECRJC35B Joystick full option R-net (bluetooth-infrarouge)
<input type="checkbox"/> EBXMAC	EBOX controller with intelligent cylinders	<input type="checkbox"/> SOAUTO Pelvic belt
<input type="checkbox"/> PTSX-A300	Power seat tilt with compensation (0° to 50°)	<input type="checkbox"/> SOPCS Chest belt
<input type="checkbox"/> PRX-300	Power tilting of the backrest	<input type="checkbox"/> SOKSSH Knee supports
▲ It is recommended to use the ergo NXT backrest option with power tilt		

User body for chair adjustments

Weight (kg):	Size (m.):	Comments :
--------------	------------	------------

New colors

<input type="checkbox"/> SCMOBM	Onyx black matte	<input type="checkbox"/> SCMCRE	Candy red	<input type="checkbox"/> SCMHAB	Habanero	Standard
<input type="checkbox"/> SCMCTB	Cobalt blue	<input type="checkbox"/> SCMCAB	Cabernet	<input type="checkbox"/> SCMLIM	Sublime	
<input type="checkbox"/> SCMIOB	Indigo blue	<input type="checkbox"/> SCMBGM	Bubble gum metallic			

Optional hydrographics colors

<input type="checkbox"/> FCHDD	Desert digital camo	<input type="checkbox"/> FCHWL	Woodland camo	<input type="checkbox"/> FCHCF	Carbon fiber	On request
--------------------------------	---------------------	--------------------------------	---------------	--------------------------------	--------------	------------







Motor assembly

<input type="checkbox"/> MP65B	4-pole motor unit at 10 km / h / with electro-brakes	Standard
<input type="checkbox"/> MP65-OPT	4-pole motor unit at 10 Km / h / with electro-brakes (requires the SMART-TRACK)	+ 395,00 €

Assistive driving package		Public price excl. VAT
<input type="checkbox"/> SMARTT	Smart-Track (This option requires the MP65-OPT)	+ 1 420,00 €
▲ Smart-Track technology provides increased tracking capabilities with enhanced traction and steering precision. This is ideal for those with marginal hand function or switch control. ▲ Requires the R-net PM 120 Amp Expandable Controller (ECR120)		

Battery holder and frame size		
<input type="checkbox"/> FS24B	Battery holder for 70Ah batteries - Total frame width: 645mm	Standard

Batteries		
<input type="checkbox"/> BAT24GEL	GEL Power Battery CG - Group 24 - 70 Ah	Standard

Drive wheel - black		
 DWI4PTB	355mm pneumatic	Standard
 DWI4PIB	355mm pneumatic tire	Without supplement
 DWI2PTB	305mm x 100mm extra-large pneumatic	
 DWI2PIB	305mm x 100mm extra-large pneumatic tire	
 DWI44PTB	355mm x 100mm extra-large pneumatic	+ 595,00 €
 DWI44PIB	355mm x 100mm extra-large pneumatic tire	
▲ Extra wide wheels increase the overall width of the base by 65mm		

Front casters - black		
<input type="checkbox"/> FC6S	150mm (6") Pneumatic casters with foam filled	Without supplement
▲ Not compatible with DWI44 tires		
<input type="checkbox"/> FC8PTMB	205mm (8") Pneumatic casters	Without supplement
<input type="checkbox"/> FC8PIMB	205mm (8") Pneumatic casters with foam filled	

Seat to floor height (Measurement to top of seat pan)		
► Options without a power elevating seat		
<input type="checkbox"/> STFHI675 (42.5cm) ► Requires DWI2 wheels	<input type="checkbox"/> STFHI775 (45.0cm)	Standard
► Options with a standard power elevating seat		
<input type="checkbox"/> STFHI185 (47cm) ► Requires DWI2 wheels	<input type="checkbox"/> STFHI195 (49.5cm)	Standard
► Seat to floor height specification other than standard		
<input type="checkbox"/> SOMHSS	Specific seat to floor height requirement other than standard Required at:	Without supplement

Lighting package		
<input type="checkbox"/> EOLP	LED Light Package (front beams, side flashers, rear tail light with flashers & brake light)	+ 937,00 €

Joystick		
<input type="checkbox"/> ECO	Omit joystick (Requires the OMNI 2 display - see EDIB option)	Without supplement

Joystick mount		
<input type="checkbox"/> JSMSA	Swing-away joystick mount - Height adjustable, angle adjustable and multi-axis <input type="checkbox"/> Set-up with standard installation to swing-away sideways <input type="checkbox"/> Set-up at 35° to swing-away sideways and downwards Indicate: <input type="checkbox"/> HML (left hand side) <input type="checkbox"/> HMR (right hand side)	Without supplement

Joystick handle		Public price excl. VAT
<input type="checkbox"/> JSH	Standard joystick gimble	Standard
<input type="checkbox"/> JBAT	Stick handle 75mm / 3" in length	+ 130,00 €
<input type="checkbox"/> JBH	Ball handle	+ 85,00 €
<input type="checkbox"/> JFBH	Foam ball handle	+ 70,00 €
<input type="checkbox"/> JGP	Bodypoint 100mm/4" U-shaped handle	+ 210,00 €
<input type="checkbox"/> JMUSH	Bodypoint - Mushroom Handle	+ 210,00 €
<input type="checkbox"/> JTH	T-handle	+ 155,00 €

Attendant drive control option		
<input type="checkbox"/> EADC	Attendant hand control	
Indicate:	<input type="checkbox"/> EADCL (left hand side) <input type="checkbox"/> EADCR (right hand side)	+ 677,73 €

Enhanced digital displays OMNI 2		
<input type="checkbox"/> EDIB	OMNI 2 - enhanced display & digital interface box with infared	+ 1 915,00 €

Enhanced display mount OMNI 2		
<input type="checkbox"/> EDSAM	User swing away mount	
Indicate:	<input type="checkbox"/> EDML (left hand side) <input type="checkbox"/> EDMR (right hand side)	Without supplement

Environmental control module		
<input type="checkbox"/> ECU	Environmental control module	+ 995,00 €

Power option seating		
<input type="checkbox"/> ADDPESX	28cm / 11" Power elevating seat	+ 2 148,00 €

EBOX electronic (intelligent cylinders)		
<input type="checkbox"/> EBXMAC	EBX electric seat controller with smart actuators	
Indicate:	<input type="checkbox"/> SWKEYPAD-T 5 rocker switch keypad <input type="checkbox"/> SWKEYPAD-P Keypad with 5 push-button switches	+ 445,00 €
<input type="checkbox"/> MACMEMORY	Program for memorizing seat positions	
Indicate:	<input type="checkbox"/> User activation <input type="checkbox"/> Attendant activation <input type="checkbox"/> TSML (left) <input type="checkbox"/> TSMR (right)	+ 175,00 €

Width adjustable seat width range between 380-510mm			
<input type="checkbox"/> SOWNI5-20-19	Width adjustment of 380-510mm with maximum depth of 485mm		Without supplement
<input type="checkbox"/> SOWNI5-20-22	Width adjustment of 380-510mm with maximum depth of 560mm		
<input type="checkbox"/> SOWNI5 (380mm)	<input type="checkbox"/> SOWNI7 (430mm)	<input type="checkbox"/> SOWNI9S (485mm)	Standard
<input type="checkbox"/> SOWNI6 (405mm)	<input type="checkbox"/> SOWNI8 (455mm)	<input type="checkbox"/> SOWN20S (510mm)	

Width adjustable seat width range between 485-610mm			
<input type="checkbox"/> SOWNI9-24-22	Width adjustment of 485-610mm with maximum depth of 560mm		Without supplement
<input type="checkbox"/> SOWNI9L (485mm)	<input type="checkbox"/> SOWN21 (535mm)	<input type="checkbox"/> SOWN23 (585mm)	Standard
<input type="checkbox"/> SOWN20L (510mm)	<input type="checkbox"/> SOWN22 (560mm)	<input type="checkbox"/> SOWN24 (610mm)	

Adjustable seat depth range between 380-560mm			
<input type="checkbox"/> SODNI5 (380mm)	<input type="checkbox"/> SODNI8 (455mm)	<input type="checkbox"/> SODN21 (535mm)	Standard
<input type="checkbox"/> SODNI6 (405mm)	<input type="checkbox"/> SODNI9 (485mm)	<input type="checkbox"/> SODN22 (560mm)	
<input type="checkbox"/> SODNI7 (430mm)	<input type="checkbox"/> SODN20 (510mm)		

Back cane height			Public price excl. VAT
▲ The back cane height measurement is taken from the seat pan to the top of the push handles			Standard
<input type="checkbox"/> SOBCH22 (560mm / 22")	<input type="checkbox"/> SOBCH24 (610mm / 24")	<input type="checkbox"/> SOBCH26 (660mm / 26")	
▲ 560 mm is the minimum back cane height required with a power recline			

Type of backrest		
▲ The minimum space between the back and seat pan is 75mm/3" with a fixed back and 155mm/6" with a reclining back.		
<input type="checkbox"/> STDSB	Standard backrest (380-610mm/15-24" wide with a maximum shell height of 560mm/22")	Standard
<input type="checkbox"/> NOACB	Ergo NXT Optima backrest with 8cm profile - 380-535mm wide	+ 639,25 €
<input type="checkbox"/> NOPCB	Ergo NXT Optima backrest with 15cm profile - 380-535mm wide	
<input type="checkbox"/> NOACB	Ergo NXT Optima backrest with 8cm profile - 560-610mm wide	+ 682,75 €
<input type="checkbox"/> NOPCB	Ergo NXT Optima backrest with 15cm profile - 560-610mm wide	
▲ The actual heights of the back shell only come to 330mm (13"), 405mm (16") or 485mm (19").		
<input type="checkbox"/> STDSBO	Backrest omission, specify the backrest model:	Without supplement
▲ It is recommended to use the Ergo backrest option with the power recline		

Back support total height		
<input type="checkbox"/> SOBH16 (405mm / 16")	<input type="checkbox"/> SOBH20 (510mm / 20")	<input type="checkbox"/> SOBH24 (610mm / 24")
<input type="checkbox"/> SOBH18 (455mm / 18")	<input type="checkbox"/> SOBH22 (560mm / 22")	<input type="checkbox"/> SOBH26 (660mm / 26")
▲ 560 mm is the minimum back cane height required with a power recline		Standard
<input type="checkbox"/> SOBH28 (710mm / 28")		
▲ This height is not available with the NXT Optima option (NXTOPT and NXTOPTD)		

Seat Cushions		
<input type="checkbox"/> SCPSC	Standard padded foam cushion	Standard
<input type="checkbox"/> CGAIR	Therapeutic air cushion - CGAIR	On request
▲ Please complete and attach the CG AIR measurement sheet		
<input type="checkbox"/> NXTBIOFIT	NXT BIO FIT Cushion - 380-535mm wide	+ 368,16 €
<input type="checkbox"/> NXTBIOFIT	NXT BIO FIT Cushion - 560-610mm wide	+ 401,60 €

Armrests foldable back and adjustable in height		
<input type="checkbox"/> SOAFBFH	Long armrest Indicate: <input type="checkbox"/> Left side <input type="checkbox"/> Right side	Standard
▼ Only for manual backrest		
<input type="checkbox"/> SOAFBDH	Short armrest Indicate: <input type="checkbox"/> Left side <input type="checkbox"/> Right side	Without supplement

Armrest height adjustment	
Please set the armrest height at:	
▲ The armrest height is taken from the seat pan to the top of the armpad.	
	Without supplement

Armpads				Public price excl. VAT
<input type="checkbox"/> SOGELF	Full length hybrid gel and foam flat armpad	<input type="checkbox"/> Left	<input type="checkbox"/> Right	Without supplement
<input type="checkbox"/> SOGELD	Desk length hybrid gel and foam flat armpad	<input type="checkbox"/> Left	<input type="checkbox"/> Right	
<input type="checkbox"/> SOWGELF	Full length hybrid gel and foam waterfall armpad	<input type="checkbox"/> Left	<input type="checkbox"/> Right	+ 40,00 €
<input type="checkbox"/> SOWGELD	Desk length hybrid gel and foam waterfall armpad	<input type="checkbox"/> Left	<input type="checkbox"/> Right	
<input type="checkbox"/> I000522	Desk length large foam cushion	<input type="checkbox"/> Left	<input type="checkbox"/> Right	+ 95,00 €
<input type="checkbox"/> I000523	Full lenght large foam cushion	<input type="checkbox"/> Left	<input type="checkbox"/> Right	
<input type="checkbox"/> I000524	Desk length large gel cushion	<input type="checkbox"/> Left	<input type="checkbox"/> Right	+ 114,00 €
<input type="checkbox"/> I000525	Full lenght large gel cushion	<input type="checkbox"/> Left	<input type="checkbox"/> Right	
▲ The waterfall armpads may interfere with flipping back the armrests when combined with lateral trunk supports				
<input type="checkbox"/> SOCAR	Armpad trough with hand support 455 x 118 mm (18" x 4 ½")	<input type="checkbox"/> Left	<input type="checkbox"/> Right	+ 170,00 €
▲ Arm trough armpads may interfere with Armrests flipping back.				

Central legrest and accessories			
<input type="checkbox"/> ADDPF	Power centre mount elevating and articulating foot platform	Standard	
Indicate the dimension of the leg segment:			
Indicate the length: <input type="checkbox"/> SOFBPW16 (318-420mm) <input type="checkbox"/> SOFBPW18 (420-520mm)			
▼ Please select the one piece centre mount (SOFUFP) or the split footplates (SOAFPFB).			
<input type="checkbox"/> SOFUFPP	Flip-up one piece foot platform	Without supplement	
<input type="checkbox"/> SOAFPFB	Angle adjustable and flip-up split footplates for center mount		

Seat belts for stand-up module				
▼ Please select one pelvic belt and one chest belt				
<input type="checkbox"/> SOAUTO	Seatbelt, auto-buckle (140 cm / 55")			Standard
<input type="checkbox"/> SOBHP2C	Pelvic belt, 32 cm / 12" cushion, 2 central adjustment points, bodypoint			+ 170,00 €
<input type="checkbox"/> SOPHB	Pelvic belt, padded, seat 35-43 cm, central magnetic attachment			+ 194,00 €
<input type="checkbox"/> SOBPCS	Chest belt, cushion 31 cm / 12", bodypoint			+ 262,00 €
<input type="checkbox"/> SOPCS	Chest belt, padded, seat 35-43 cm / 14-17", central magnetic attachment			+ 250,00 €

Knee supports for stand-up module				
▼ Requires with stand-up module				
<input type="checkbox"/> SOKSSH-LH	Removable and adjustable knee support	<input type="checkbox"/> Left	Standard	
<input type="checkbox"/> SOKSSH-RH	Removable and adjustable knee support	<input type="checkbox"/> Right		

Headrests			
▼ Please select one of the headrest options with the mounting hardware and specify where the headrest will be installed			
<input type="checkbox"/> SOMAH	Multi-axis removable mounting hardware		Standard
<input type="checkbox"/> SOFHRS	Small curved headrest pad (100x230mm / 4x9")		
<input type="checkbox"/> SOFHRM	Medium curved headrest pad (125x255mm / 5x10")		
<input type="checkbox"/> SOFHRL	Large curved headrest pad (155x280mm / 6x11")		
<input type="checkbox"/> SOHRPR	To mount on the seat frame		

Trunk supports			
▼ Please select one of the lateral pads and the adjustable and removable hardware.			
<input type="checkbox"/>	SOSLHM	Adjustable swing-away hardware mounts	+ 220,00 €
<input type="checkbox"/>	SOSLS3	Adjustable laterals with small curved pads - 75x125mm/3x5"	+ 100,00 €
<input type="checkbox"/>	SOSLM4	Adjustable laterals with medium curved pads - 100x155mm/4x6"	
<input type="checkbox"/>	SOSLL5	Adjustable laterals with large curved pads - 125x180mm/5x7"	

Thigh supports		Public price excl. VAT
▼ Please select one of the lateral pads and the adjustable and removable hardware.		
<input type="checkbox"/> SOHTSARH	Adjustable and removable hip and thigh support hardware	+ 136,00 €
<input type="checkbox"/> SOHTSSI0	Adjustable hip and thigh support pads - Small 255x100mm/10x4"	+ 130,00 €
<input type="checkbox"/> SOHTSMI2	Adjustable hip and thigh support pads - Medium 305x125mm/12x5"	
<input type="checkbox"/> SOHTSLI4	Adjustable hip and thigh support pads - Large 355x155mm/14x6"	

Accessories			
<input type="checkbox"/> SOCH	Cup holder (self-leveling)		+ 115,00 €
<input type="checkbox"/> SOCPH	Ram mounts X-Grip mobile phone holder		+ 190,00 €
<input type="checkbox"/> SOTHS	Ram mounts X-Grip small tablet holder		+ 205,00 €
<input type="checkbox"/> SOTHL	Ram mounts X-Grip large tablet holder		+ 360,00 €
<input type="checkbox"/> SOBP	Backpack (Comes with durable straps that can be hooked around the back canes)		+ 90,00 €
<input type="checkbox"/> SOAP	Armrest side pouch	<input type="checkbox"/> Left side <input type="checkbox"/> Right side	+ 53,00 €
<input type="checkbox"/> REFLECT	Red and white reflector kit stickers		Standard
▲ They will not be installed - Included in a bag with the owner's manual			

Switches and options		
<input type="checkbox"/> ASCPCP	PGDT RNET Dongle and PC programmer kit	+ 600,00 €
<input type="checkbox"/> SSBS	Buddy Button switch	+ 230,00 €
<input type="checkbox"/> SSES	Egg switch - black	+ 116,00 €
<input type="checkbox"/> SSML	Ultra light switch	+ 295,00 €

Specialty driver control options	
▼ Specialty driver control options all require the OMNI 2 enhanced display and digital interface box (EDIB).	

▼ Switch-It proximity head array		
<input type="checkbox"/> SCSIHAA	Adult - 3 switch proximity head array with 1/8" mono jack for mode/reverse	+ 3 990,00 €
<input type="checkbox"/> SCSRM	Stealth rock-n-lock swingaway mount for mode switch Indicate: <input type="checkbox"/> SWL swings left <input type="checkbox"/> SWR swings right	+ 510,00 €
<input type="checkbox"/> SSES-STD	Egg switch for changing modes - black Indicate: <input type="checkbox"/> MLH mount on left <input type="checkbox"/> MRH mount on right	Without supplement
▲ Required with the stealth rock-n-lock swingaway mount. The mode switch type can be changed from this selection in the SWITCHES & OPTIONS section.		
<input type="checkbox"/> SSBS-STD	Buddy button switch - (stop switch) - red	
▲ Required with the Switch-It proximity head array.		
<input type="checkbox"/> SOMAH	Multi axis headrest removable mounting hardware	
▲ Required with the Switch-It proximity head array.		

▼ Proportional RIM head control		
<input type="checkbox"/> SCPHC	3-axis proportional RIM head control package	On request
<input type="checkbox"/> SCSRM	Stealth rock-n-lock swing away mount for mode switch	
<input type="checkbox"/> SSES-STD	Egg switch for changing modes - Black	
▲ Required with the stealth rock-n-lock swing away mount. The Mode Switch type can be changed from this selection in the SWITCHES & OPTIONS section.		
<input type="checkbox"/> SOMAH	Multi-axis headrest removable mounting hardware	
▲ Required with the proportional RIM head control.		

▼ Switch-It micro-pilot light touch proportional Mini-joystick for chin / lip control		Public price excl. VAT
<input type="checkbox"/> SCSIMP	MicroPilot light touch mini proportional joystick	+ 3 870,00 €
<input type="checkbox"/> SCSRMMP	Stealth tock-n-lock swingaway mount for chin MP Indicate: <input type="checkbox"/> SWL swings left <input type="checkbox"/> SWR swings right	+ 645,00 €
▲ Required with the Switch-It proximity micro-pilot		
<input type="checkbox"/> SCSRM	Stealth rock-n-lock swing away mount for switch Indicate: <input type="checkbox"/> SWL swings left <input type="checkbox"/> SWR swings right	+ 510,00 €
<input type="checkbox"/> SSES	Egg switch - black Indicate: <input type="checkbox"/> MLH mount on left <input type="checkbox"/> MRH mount on right	+ 116,00 €
▲ Required with the stealth rock-n-lock swingaway mount. The mode switch type can be changed from this selection in the SWITCHES & OPTIONS section.		
<input type="checkbox"/> JCC	Chin cup	+ 55,00 €
<input type="checkbox"/> SOMAH	Multi-axis headrest removable mounting hardware	
▲ Required with the Switch-It proximity micro-pilot		
▼ Choose one(1) headrest pad		
<input type="checkbox"/> SOFHRS	Small curved headrest pad	On request
<input type="checkbox"/> SOPHRM	Medium curved heardrest pad	
<input type="checkbox"/> SOPHRL	Large curved headrest pad	

▼ Proportional compact or mini joystick for midline mount		
<input type="checkbox"/> SCPGMJS	PG Drives JC200 Proportional compact remote joystick for midline mount	On request
<input type="checkbox"/> SCGMJSM	Gatlin midline swing-away mount for JC200	
▲ Must be selected for use with the PG Drives JC200 mini joystick		
<input type="checkbox"/> SCSIMP	Switch-It MicroPilot light touch mini proportional joystick	
<input type="checkbox"/> SCGMPPM	Gatlin midline swing-away mount for MicroPilot	
▲ Must be selected for use with the Switch-It MicroPilot		
<input type="checkbox"/> SCBTM	Bullet hand tray for MicroPilot	
▲ This option is only compatible with the Switch-It MicroPilot		

▼ Proportional compact or mini joystick for armrest mount		
<input type="checkbox"/> SCPGMJS	PG Drives JC200 proportional compact remote joystick for armrest mount	On request
<input type="checkbox"/> SCARMJSM	Swing-away and multi-axis armrest mount	
▲ Must be selected for use with the PG Drives JC200 mini joystick		
<input type="checkbox"/> SCSIMP	Switch-It MicroPilot light touch mini proportional joystick	
<input type="checkbox"/> SCARMPM	Swing-away and multi-axis armrest mount	
▲ Must be selected for use with the Switch-It MicroPilot		
<input type="checkbox"/> SCBTM	Bullet hand tray for MicroPilot	
▲ This option is only compatible with the Switch-It MicroPilot		

Shipping and packing costs on request

Scustom section

Lead times will increase depending on the custom order pipeline at the time the purchase order is received. Please call for quote and specifications.

Notes